

Angry Birds Space HD Guide

XpertContent.com

Disclaimer

All Rights Reserved. Any content of this publication cannot be replicated or transmitted by any means or in any form including electronic, print, photocopying, recording, or scanning without any written consent from the publication's author.

The author has tried to be an authentic source of the information provided in this report. However, the author does not oppose the additional information available over the internet in an updated form. The objective of providing different tips and tricks to the players of Angry Birds Space HD is to help them play their best. The information included in this book cannot be compared with the guidelines provided with other apps and game guides. All readers can seek help from game experts for further advice.

Ignoring any of the guidelines or not following the game instructions may lead to getting low scores in the game. Therefore, the author is not responsible for such negligence.

XpertContent.com

Table of Contents

Table of Contents

Why Should You Read This Guide Before Playing Angry Birds Space HD?

Basic Information about the Game

The Game Objective

What's So Good About Angry Birds Space HD?

The Space

The Planets

The New Birds, Pigs, and Eggs

Meet the Space Characters

Super Red Bird

Lightning Bird

Bomb

Terence

Lazer Bird

Ice Bird

Orange Bird

Space Eagle

How to Play the Game and Get the Golden Eggs

Eggsteroid No. 1

Eggsteroid No.2

Eggsteroid No. 3

Eggsteroid No.4

Eggsteroid No. 5

Eggsteroid No. 6

Eggsteroid No. 7

Eggsteroid No. 8

Eggsteroid No. 9

Final Word

Why Should You Read This Guide Before Playing Angry Birds Space HD?

Welcome to another breathtaking game of the Angry Birds Series! By conquering a completely new arena, angry birds are all set to destroy those nasty pigs and protect their egg shells. Playing in space has never been so exciting and challenging. Even if you are fond of space games, this one is a bit tricky!

As you play the Angry Birds Space HD game, you will need to go through a lot of moves which require high expertise and game knowledge. Based on gravity changes, the game can be well played if you know all the "How To's" of moving in the space. This guide has been written to help you with the same. So, learn all the tips and tricks of playing this awesome game before anyone else, and enjoy the success with your angry bird friends!

XpertContent.com

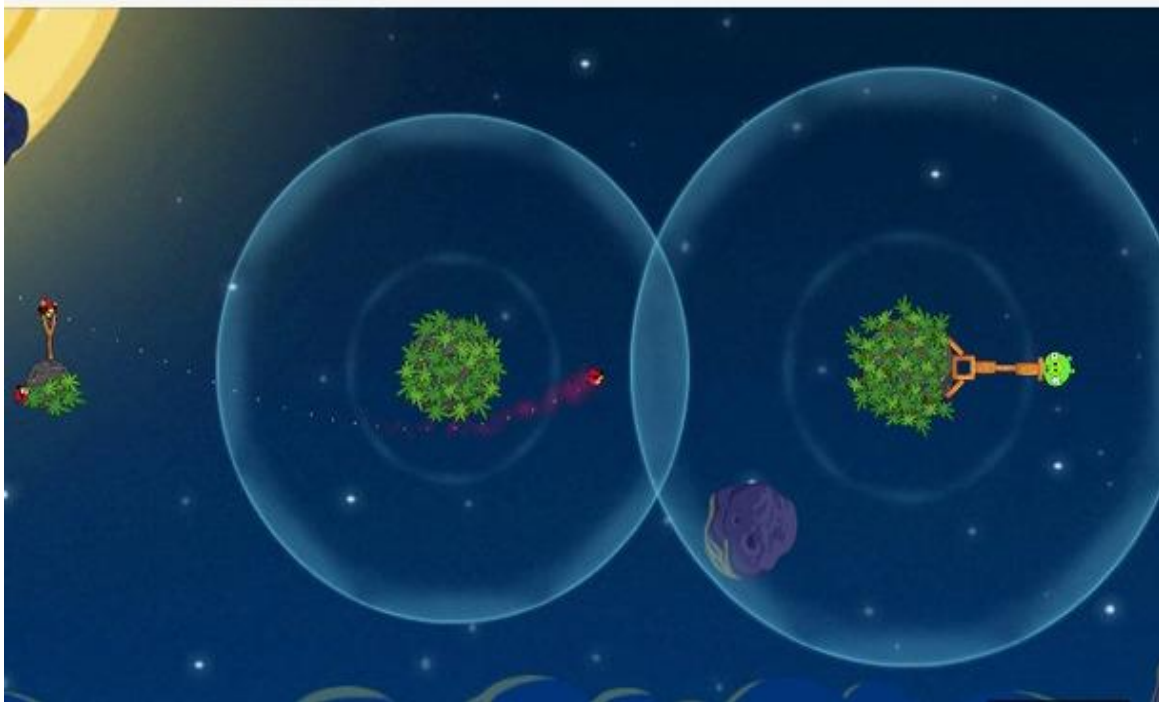
Basic Information about the Game



The Game Objective

Just like the first game of the Angry Birds series, your goal is to hit the pigs in each level. However, even if you manage to hit all of them in all levels of the game, your score depends highly on how you aim for your enemies. SO, scoring high and getting 3 stars in every game is the main objective you are supposed to focus on.

What's So Good About Angry Birds Space HD?




Now that you have a completely new version of Angry Birds game, playing it will help you explore some of its most interesting features that will make you addicted to it. Though some of the elements of Angry Birds Space HD are unchanged, such as, targeting pigs by taking help from two to three angry birds in the game, there are a lot of additions you will love to know about.

When you play the game, you will come across the following new features:

The Space

While you begin your move in Angry Birds Space HD, you will notice that it feels just like playing the previous Angry Birds, i.e. "level by level." You still play with the same birds along with some new ones, and hit the same number of pigs. However, the game-changer here is the fact that you are shooting through the angry birds that fly through space!

The Planets



Ever wondered about shooting your enemies right from the planets? You will get this all new experience by playing Angry Birds Space HD!

The game has been designed to provide you a convenient way to play with birds. Here, shooting a bird into an open space does not mean throwing it away while failing to beat the pigs. Once you shoot, the bird will fly off straight, and then turn itself in a circular direction to move in a gravitational field, surrounding the entire planet in the form of an orbit. In another situation, it may gradually descend as it makes an orbit around the planet, and will smash-up to the ground.

The New Birds, Pigs, and Eggs



Though you will find the birds and pigs that are quite similar to the previous series of Angry Birds, this new version will take you to some of the newly introduced characters of the game. Obviously, the birds are even stronger this time. You will explore more about them in the coming pages of this game guide.

Meet the Space Characters




Super Red Bird



This is a red bird which has the same ability as it had in the Classic version.

Lightning Bird



The Classic version had the popular “Blue Bird Trio.” Lightning Bird is one of them with the same ability. However, they have great compatibility in this new version.

Bomb



Bomb is the Black Bird. This bird uses his ability of “heat shock wave” to burn anything it comes across. If you do not use it to hit any object, it will explode naturally.

Terence




If you remember the Big Brother Bird, it means that you can recognize Terence easily because it is the same, except that his color has been changed to green rather than red. His size is its main strength and enables him to create immense destruction.

Lazer Bird



Lazer Bird is the same Yellow Bird you played with in the earlier versions. Now light-purple in color, you are supposed to make use of this helpful bird in a different way. Rather than increasing the speed by tapping your screen, you are now required to tap the screen to choose a direction that helps the Lazer Bird aim to smash pigs.

Ice Bird



Ice Bird freezes enemies by making an explosion. He turns the surrounding pigs and blocks into ice. This way, they are easier to break.

Orange Bird



This bird comes with some minor changes this time. He uses his unique powers to increase his size when you activate this bird.

Space Eagle



Having his purple plumage, the Space Eagle is very much like a crow. When you need to shoot a bird for mass destruction, Space Eagle is the one who proves to be the best.

XpertContent.com

How to Play the Game and Get the Golden Eggs

This game is worth playing because of its ever-charming bonus levels that comprise of golden eggs. These special eggs are also known as Golden Eggsteroids.



Different levels of Angry Birds Space include fifteen golden eggs. These eggs are hidden in the levels. Once you find one of them, and strike it, you will be able to unlock one bonus level. Each of these bonus levels are based on traditional video games like Super Mario Bros and Space Invaders.

An interesting thing about these 9 Eggsteroid bonus levels is that they have the exact themes as of the above-mentioned video games which used to be the hits in the sixties', seventies', and eighties' era.

Let's see how to enter each Eggsteroid level with ease.

Eggsteroid No. 1



In the Angry Birds Space Pig Bang, you will explore the Golden Eggsteroid No.1 on levels 1 to 9. Zooming out will help you discover the golden egg below two pigs. Here, you are required to fire a Blue bird to aim for your target. Once you successfully hit the golden egg, you will immediately be taken to the bonus level that gives homage to *Space Invaders*, the video game of the 1970's.

Eggsteroid No.2



Find the Golden Eggsteroid No. 2 between level 1 and level 20. Observe the hidden egg, and you will be able to get it in a tall brush at the top of the planet. Shoot the Lazer bird to hit the same location. After thatm redirect the same bird to the golden egg. Hitting the egg will allow you to enter a bonus level that pays homage to *Super Mario Bros*.

Eggsteroid No. 3




Now come the Cold Cuts! Get the golden egg and shoot it when you are between the level 2 and 13. Since you cannot see the egg clearly, you need to zoom out. Eventually, the Golden Eggsteroid will appear inside the brush. Shoot the Lazer bird in a backward direction, redirecting him into the same egg. Hitting the egg will lead you to an all new bonus level that shows another classic game, i.e. *Breakout*.

Eggsteroid No.4



Getting the fourth golden egg is quite similar to the tactic you will be using to find the third one. Look beneath the slingshot platform, and you will be able to see the Eggsteroid egg. Here, the bonus level is in the form of the *Bubble Bobble* game.

Eggsteroid No. 5



To get this eggsteroid, you need to reach the snow pile. Take the help of any bird, and you will be able to obtain the golden egg easily. The result? You will get the bonus level with the *Star Castle* theme.

Eggsteroid No. 6



When you reach “Fry Me to the Moon” level, you will be able to see this eggsteroid even if it is distant. Hidden on the left-side of a planet, it can be obtained by softly launching any bird downwards, and behind its slingshot. This level will pay homage to “PONG.”

Eggsteroid No. 7



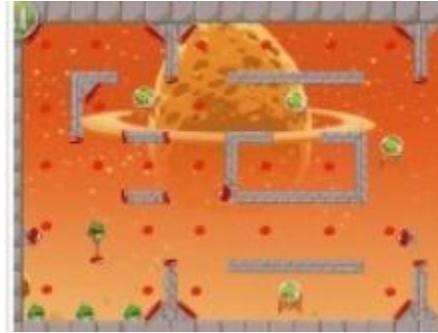
See beneath the slingshot, and you will see the seventh golden eggsteroid easily. Getting this one requires a bit of a tricky step. Shoot the Blue bird. After that, shoot the Lazer bird immediately. Once you do this correctly, you will enter a bonus level that represents a board game “*Kimble by Tactic.*”

Eggsteroid No. 8



When you are in Level Utopia, zoom out to see the hidden golden egg behind the bushes, i.e. on the top-right side of the planet. Fire a Lazer bird in an upward direction. It will be redirected to the egg. The Eggsteroid level will take you to the *Tetris* game theme.

Eggsteroid No. 9



Here, you need to have an eagle's eye! Look between the target and the slingshot. Now, shift your vision slightly to the south. You will see the ninth golden egg sparkling. Making use of the Lazer bird can be the best here. The Eggsteroid level will belong to the *Pac-man* era.

XpertContent.com

Final Word

When you start playing Angry Birds Space, focusing on each of the gravitational move will make you feel exactly like a physics genius. However, the challenge is when you manage to shoot the space bird within the right gravitational field. The game developers have made this easier for you as it provides you the aiming guideline in the form of a dotted line.

Furthermore, since you have now learned what exactly you need to do to pass all levels of the game, you are there to make your mark in space!

XpertContent.com